

Name: \_\_\_\_\_

## Fast Crystallization


**Objective:** Observe salt crystals growing under a microscope.

**Materials:**

- Glass petri dish or slide
- 2 droppers
- Microscope
- Salt solution
- Rubbing alcohol
- Safety glasses


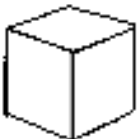
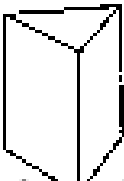
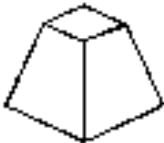
**Procedure:**

1. Put on your safety glasses.
2. Use one of the droppers to add 1 or 2 drops of the salt solution in the center of the glass slide.
3. Add 1 drop of rubbing alcohol using the second dropper.
4. Observe crystal growth using the microscope as the water evaporates.
5. In the circle below, draw the shape of the crystal that forms. Look closely at the shape of the crystals when they just start to form.



Name: \_\_\_\_\_

Use the chart to answer the questions below.

Crystal shape	Salt name	Chemical formula	Everyday uses
 Rhombohedral	Magnesium sulfate	$\text{MgSO}_4$	Bath salts
 Cubic	Sodium chloride	$\text{NaCl}$	Food additive, food preservative, ice melt
 Triangular prism	Aluminum potassium sulfate	$\text{AlK}(\text{SO}_4)_2$	Used in medicine and for dyeing fabrics
 Triangular pyramid	Copper sulfate	$\text{CuSO}_4$	Used in herbicides, fungicides, metal plating and hair dyes

What crystal shape formed? \_\_\_\_\_

What is the name of the salt? \_\_\_\_\_

What do you use this kind of salt for? \_\_\_\_\_

\_\_\_\_\_

\_\_\_\_\_